


REPSN[®]

Suzhou . China



RPS-T1 / T2 LED INJECTION MODULE

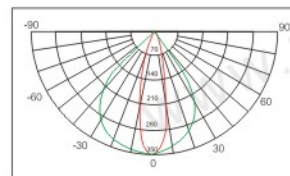
PARAMETERS

Order	LEDs/pc	Dimension	Voltage	Wattage	Lumen(lm)	IP rate	Wire length	G.W/cnt(kg)	Package	Carton size(mm)
RPS-T1	1pc	48*31*15mm	DC12V	1.5W	180lm	Ip67	100MM	20	1500	500*360*310
RPS-T3	3pcs	75*20*10mm	DC12V	2.2W	180lm	Ip67	100MM	24	1200	500*360*310

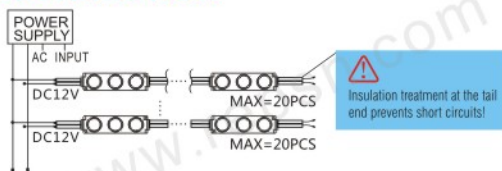
FEATURES

- ▶ THE edge led module is designed for edge lighting of double-sided lightboxes and boxes.

BEAMING ANGLE



WIRE CONNECTION



Note:
every 20 Pcs sets for the primary circuit,
more than 40 Pcs sets should be connected to the main line.

PACKING



WECHAT QR CODE



WEBSITE QR CODE

SUZHOU REPSN PHOTOELECTRIC TECHNOLOGY CO.,LTD.

Add: NO.999 Xingdong Rd Wangshan industrial park Wuzhong district Suzhou city,China
Tel: +86-0512-66536260 Http: //www.repsn.com Mail: led@repsn.com